

# INVEST IN ESKİŐEHİR



**BEBKA**

Bursa EskiŐehir Bilecik Development Agency

# ESKIŞEHİR WITH FIGURES

<b>Area</b>	13.925 km <sup>2</sup>
<b>Location</b>	Eskişehir is located in the north-west of the Central Anatolia Region between 29-320° east longitude and 39-400° degree north latitude.
<b>Currency</b>	Turkish Lira (TL)
<b>Average Maximum Temperature (°C)</b>	29,3 (August)
<b>Average Minimum Temperature (°C)</b>	-3,4 (January)
<b>Population (2017)</b>	860.620
<b>Annual growth rate of population (2016-2017)</b>	%18,5
<b>Gross Domestic Product (GDP) per capita (2014)</b>	13.180 USD
<b>Unemployment Rate (2017)</b>	%9,8
<b>Sectors</b>	%54 Services, %39 Industry, %7 Agriculture
<b>Quantity of R&amp;D Centres (2017)</b>	16
<b>Universities</b>	Anadolu University, Eskişehir Osmangazi University, Eskişehir Technical University

**NUMBER OF  
ACTIVE  
EMPLOYEES (2016):**



**NUMBER OF  
WORKPLACE  
(2016):**



**NUMBER OF  
ESTABLISHED  
COMPANIES (2017):**



**NUMBER OF  
FOREIGN CAPITAL  
COMPANIES  
(2017):**



**NUMBER OF  
INVESTMENT  
INCENTIVE**



**CERTIFICATES  
(2017): 132**

**INVESTMENT  
INCENTIVE  
CERTIFICATE**



**(FIXED INVESTMENT  
AMOUNT / MILLION TL  
(2017): 2.529**

**INVESTMENT  
INCENTIVE  
CERTIFICATE**



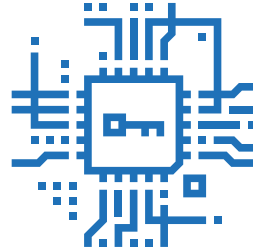
**(EMPLOYMENT)  
(2017): 4.781**

**ONE OF THE  
BIGGEST  
ORGANIZED  
INDUSTRIAL**



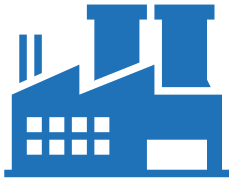
**ZONE IN  
TURKEY**

**TECHNOLOGY  
DEVELOPMENT**



**ZONE (3 CAMPUSES)**

**SİVRİHİSAR**



**OIZ**

**BEYLİKOVA**

**LIVESTOCK  
FATTENING**



**SPECIALIZED**

**OIZ**

## FREE of CHARGE SERVICES of ESKİŞEHİR INVESTMENT SUPPORT OFFICE

- Provides analysis, report and strategy studies on the business and investment environment of the province.
- Provides information to investors and guides them.
- Cooperates with relevant institutions and organizations in order to improve business and investment environment.
- Tracks investments.
- Introduces the business and investment environment of the province and attracts investors.
- Regarding state aids, it does transactions specified in the relevant legislation.
- Monitors and coordinates the authorization and licensing transactions of investors and other administrative affairs and transactions on behalf of the agency's board of directors in order to finalize them with the relevant authorities.
- Performs information and reporting activities.


## TRANSPORTATION

3 HOURS TO



BRUSSELS

2,5 HOURS TO



İSTANBUL

1,5 HOURS TO



ANKARA

2 HOURS TO



GEMPORT

### HIGH COMPATITIVE SECTORS



MACHINERY  
METAL INDUSTRY



AVIATION



RAILWAY  
SYSTEMS



FOOD  
INDUSTRY



CERAMICS



MINING

### EMERGING SECTORS



ANIMATION

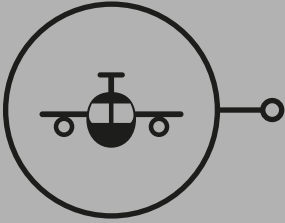


TOURISM

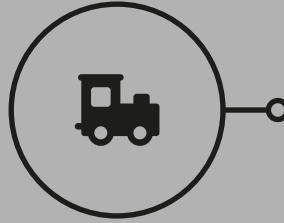


AUTOMOTIVE  
INDUSTRY

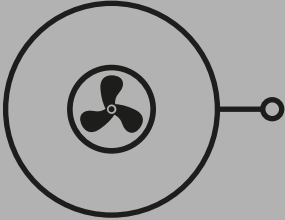
## ESKİŞEHİR'S SHARE IN NATIONAL PRODUCTION (%)




AIRCRAFT  
ENGINE  
**100**



DIESEL  
LOCOMOTIVE  
**100**

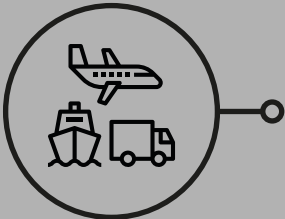


COMPRESSOR  
(COOLER)  
**100**

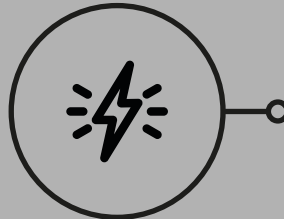


BORAX  
(SHARE IN  
ALL WORLD  
RESERVES)  
**73**

## ESKİŞEHİR'S SECTORS WITH THE HIGHEST EMPLOYMENT SHARE IN NATIONAL PRODUCTION (%)



OTHER  
TRANSPORTATION  
VEHICLES  
MANUFACTURING  
**7,96**



ELECTRICAL  
EQUIPMENT  
MANUFACTURING  
**5,52**

## WHY ESKİŞEHİR?

- Excellent infrastructure facilities,
- Turkey's largest and best Organized Industry Zone
- Culture and experience of industrialization that surpasses a century
- Diversity in sectoral industry
- Environmentally conscious, planned, innovative, export-oriented industrialization approach
- A strong Technology Development Zone
- Due to the intersection of road and rail links, effective transportation network

- Closeness to market
- High urbanization rate and high-quality standard of life
- Advanced social and cultural life
- Eligible life costs
- Ease of doing business
- Closeness to major ports
- Advanced main and subsidiary industry cooperation
- Advanced universities and educational institutions
- Qualified, educated, cheap labor force

## CLUSTERS



Eskişehir  
Aviation  
Cluster



Eskisehir  
Rail Systems  
Cluster



Eskişehir  
Mining  
Cluster



Eskişehir Bilecik  
Kütahya Ceramic  
Business Cluster

## LIVEABILITY RANKING

THE HIGHEST  
RATE OF



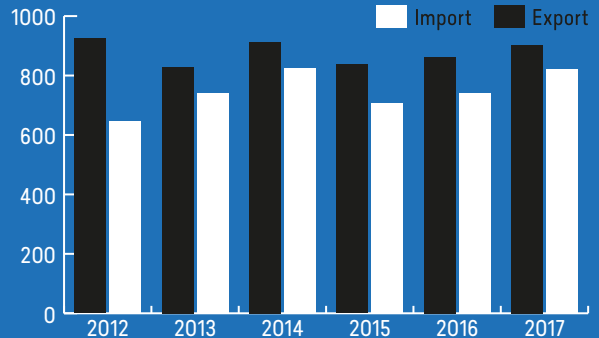
HIGHER  
EDUCATION

THE THIRD  
LIVEABLE



CITY

## Export and Import of Eskisehir (Million USD)



## Exports of Eskişehir by Countries (2017)

Countries	Share in Total Export (%)
USA	33,1
Germany	9,8
France	8,4
Austria	3,9
Romania	3,5

Source: Turkish Statistical Institute

## Imports of Eskişehir by Countries (2017)

Countries	Share in Total Import (%)
USA	25,5
France	9,3
Spain	8,7
Germany	7,9
China	7,7

Source: Turkish Statistical Institute

## Foreign Capital Companies in Eskişehir by Countries (2017)

Country with Dominant Capital	Number of Companies
Germany	26
Iran	11
Italy	9
Belgium	8
Spain	7

Source: Ministry of Economy



**Bursa Eskişehir Bilecik Development Agency (BEBKA)**

**Eskişehir Investment Support Office**

Hoşnudiye Mh. 732. Sk. No: 44/4 Efe Plaza B Blok 2.Kat

Tepebaşı/Eskişehir TÜRKİYE

T. +90 224 211 13 27 / 200 • F. +90 222 231 31 24