

INVEST IN ESKİŐEHİR



BEBKA

Bursa Eskiőehir Bilecik Development Agency

ESKIŞEHİR WITH FIGURES

Area	13.925 km ²
Location	Eskişehir is located in the north-west of the Central Anatolia Region between 29-320° east longitude and 39-400° degree north latitude.
Currency	Turkish Lira (TL)
Average Maximum Temperature (°C)	29,1 (August)
Average Minimum Temperature (°C)	-3,5 (January)
Population (2023)	915.418
Annual growth rate of population (2022-2023)	%9,7
Gross Domestic Product (GDP) per capita (2022)	11.062 USD
Unemployment Rate (2022)	%8,9
Sectors (2022)	%51,8 Services, %40,9 Industry, %7,3 Agriculture
Quantity of R&D Centres (2023)	20
Universities	Anadolu University, Eskişehir Osmangazi University, Eskişehir Technical University

**NUMBER OF
ACTIVE
EMPLOYEES (2023):**



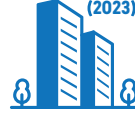
311.158

**NUMBER OF
WORKPLACE
(2023):**



24.960

**NUMBER OF
FOREIGN CAPITAL
COMPANIES
(2023):**



170

**NUMBER OF
INVESTMENT
INCENTIVE**



**CERTIFICATES
(2023): 190**

**INVESTMENT
INCENTIVE
CERTIFICATE**



**(FIXED INVESTMENT
AMOUNT / MILLION TL
(2023): 10.136**

**INVESTMENT
INCENTIVE
CERTIFICATE**



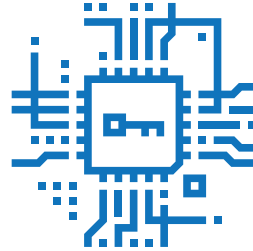
**(EMPLOYMENT)
(2023): 2.856**

**ONE OF THE
BIGGEST
ORGANIZED
INDUSTRIAL**



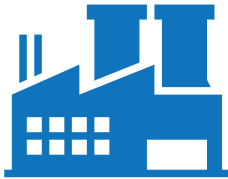
**ZONE IN
TURKEY**

**TECHNOLOGY
DEVELOPMENT**



ZONE (3 CAMPUSES)

SİVRİHİSAR



OIZ

BEYLİKOVA

**LIVESTOCK
FATTENING**



SPECIALIZED

OIZ

FREE of CHARGE SERVICES of ESKİŞEHİR INVESTMENT SUPPORT OFFICE

- Provides analysis, report and strategy studies on the business and investment environment of the province.
- Provides information to investors and guides them.
- Cooperates with relevant institutions and organizations in order to improve business and investment environment.
- Introduces the business and investment environment of the province and attracts investors.
- Regarding state aids, it does transactions specified in the relevant legislation.
- Monitors and coordinates the authorization and licensing transactions of investors and other administrative affairs and transactions on behalf of the agency's board of directors in order to finalize them with the relevant authorities.
- Performs information and reporting activities.


TRANSPORTATION

3 HOURS TO



BRUSSELS

2,5 HOURS TO



İSTANBUL

1,5 HOURS TO



ANKARA

2 HOURS TO



GEMPORT

HIGH COMPATITIVE SECTORS



MACHINERY
METAL INDUSTRY



AVIATION



RAILWAY
SYSTEMS



FOOD
INDUSTRY



CERAMICS



MINING

EMERGING SECTORS



ANIMATION




TOURISM




AUTOMOTIVE
INDUSTRY

ESKİŞEHİR'S SHARE IN NATIONAL PRODUCTION (%)



MEDIUM-HIGH AND
AND HIGH TECHNOLOGY EXPORTS


%59,9



20 R&D
4 DESIGN
CENTERS



**LOGISTICS
CENTERS**
2



**IN TÜRKİYE'S
TOP 500**
INDUSTRIAL ENTERPRISES
18 COMPANIES

ESKİŞEHİR'S POPULATION



POPULATION RATE
UNDER 35
%40,54



YOUTH
POPULATION (15-24)
%14,40



**WORKING AGE
POPULATION (15-64)**
%76,33

WHY ESKİŞEHİR?

- Excellent infrastructure facilities,
- Turkey's largest and best Organized Industry Zone
- Culture and experience of industrialization that surpasses a century
- Diversity in sectoral industry
- Environmentally conscious, planned, innovative, export-oriented industrialization approach
- A strong Technology Development Zone
- Due to the intersection of road and rail links, effective transportation network

- Closeness to market
- High urbanization rate and high-quality standard of life
- Advanced social and cultural life
- Eligible life costs
- Ease of doing business
- Closeness to major ports
- Advanced main and subsidiary industry cooperation
- Advanced universities and educational institutions
- Qualified, educated, cheap labor force

CLUSTERS



Eskişehir
Aviation
Cluster



Eskişehir
Rail Systems
Cluster



Eskişehir
Mining
Cluster

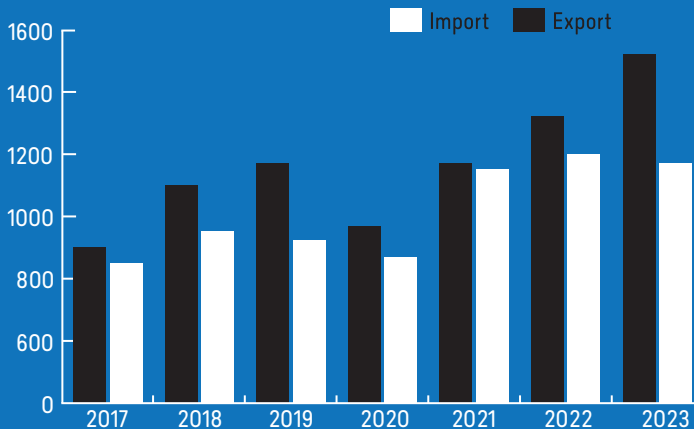


Eskişehir Bilecik
Kutayya Ceramic
Business Cluster



Eskişehir Furniture
Industry Cluster

Export and Import of Eskişehir (Million USD)



Exports of Eskişehir by Countries (2022)

Countries	Share in Total Export (%)
USA	29,27
France	9,65
Germany	8,36
Romania	4,66
Poland	3,42

Source: Turkish Statistical Institute

Imports of Eskişehir by Countries (2022)

Countries	Share in Total Import (%)
USA	23,66
China	15,45
Italy	8,54
Spain	8,41
Germany	7,36

Source: Turkish Statistical Institute

Foreign Capital Companies in Eskişehir by Countries (2022)

Country with Dominant Capital	Number of Companies
Germany	32
Iran	23
Iraq	12
Belgium	12
Italy	8

Source: Ministry of Economy



Bursa Eskişehir Bilecik Development Agency (BEBKA)

Eskişehir Investment Support Office

Ertuğrulgazi Mh. Damlalar Sk. No:28 Kat/4 Daire/27-28 (Zeno İş Merkezi)

Tepebaşı/Eskişehir TÜRKİYE

T. +90 224 211 13 27 / 2 • F. +90 222 231 31 24